

ALTECH REMOTE CONTROLLER


AUTOMATIC GATE OPENER
REMOTE CONTROL
USER MANUAL

FOR ALL SWING GATE OPENERS

HOW TO PROGRAM A REMOTE CONTROL ON EG-22A

All Swing Gate Openers (SW-01, SW-01A, SW-02, SW-02L, SW-02SL, SW-03, SW-03A, SW-03L, SW-04)

- 1.) **PRESS** the *LEARN* button  in the control board and **PRESS** any button in the *Remote Controller*




Altech EG-22A Control Board - LEARN button (encircled by red circle)

HOW TO RESET A REMOTE CONTROL ON EG-22A

All Swing Gate Openers (SW-01, SW-01A, SW-02, SW-02L, SW-02SL, SW-03, SW-03A, SW-03L, SW-04)

- 1.) **LONG PRESS** the *LEARN* button  for 5-6 seconds until a beep sounds.




Altech EG-22A Control Board - LEARN button (encircled by red circle)

FOR SL-2405

HOW TO PROGRAM A REMOTE CONTROL ON EG-32

For Sliding Gate Opener SL-2405 model only

- 1.) **PRESS** the *LEARN* button  in the control board and **PRESS** any button in the *Remote Controller*




Altech EG-32 Control Board - LEARN button (encircled by red circle)

HOW TO RESET A REMOTE CONTROL ON EG-32

For Sliding Gate Opener SL-2405 model only

- 1.) **LONG PRESS** the *LEARN* button  for 5-6 seconds until a beep sounds.



Altech EG-32 Control Board - LEARN button (encircled by red circle)



RC-12G



RC-12



RC-12BG



SM-24LT



HPRC-10

*** NOTE ***

RC-12 (RED) is for SL-22013 Sliding Gate Opener (EG-12) only.

*** NOTE ***

RC-12 (RED) is for SL-22013 Sliding Gate Opener (EG-12) only.



YOUR KEY TO AUTOMATION ↕

FOR SL-2208

HOW TO PROGRAM A REMOTE CONTROL ON EGB-02

For Sliding Gate Openers SL-2208, and SL-2202 models

- 1.) **PRESS** the **LEARN button**  in the control board and **PRESS** any button in the **Remote Controller**



Altech EGB-02 Control Board - LEARN button (encircled by red circle)

HOW TO RESET A REMOTE CONTROL ON EGB-02

For Sliding Gate Openers SL-2208, and SL-2202 models

- 1.) **LONG PRESS** the **LEARN button**  for 5-6 seconds until a beep sounds.



Altech EGB-02 Control Board - LEARN button (encircled by red circle)

FOR SL-22013

HOW TO PROGRAM A REMOTE CONTROL ON EG-12

For Sliding Gate Opener SL-22013 model only

- 1.) **PRESS** the **LEARN button**  in the control board and **PRESS** any button in the **Remote Controller**  .



Altech EG-12 Control Board - LEARN button (encircled by red circle)

HOW TO RESET A REMOTE CONTROL ON EG-12

For Sliding Gate Opener SL-22013 model only

- 1.) **LONG PRESS** the **LEARN button**  for 5-6 seconds until a beep sounds.



Altech EG-12 Control Board - LEARN button (encircled by red circle)

ALTECH AUTOGATE INT. PHILIPPINES INC.
B6 L28 Aphrodite St., Villa Olympia 6
San Pedro, Laguna 4023

CONTACT US:

 +63 917 870 9928
 +63 917 182 0156
 (02) 8398-5669
 autogate.ph@gmail.com
 www.altech.ph

@Altech Autogate | @Altech Enterprise

